

If you have any questions, please contact me at jamie@teachmommyteach.com

Thank you for downloading!

You May:

- use these resources in your own home or classroom for non-commercial use.
- print as many copies as you would like.
- share the website link, <https://teachmommyteach.com/>, where this printable can be found, so that others can download the file.

You May NOT:

- sell, give away, or share a printed copy. Each person should download separately and print.
- print out a copy for multiple teachers, as in an entire school, co-op, or other group. Each teacher should download separately and print.
- link directly to the pdf. Instead, link to the page on <https://teachmommyteach.com/> or <https://teacherspayteacher.com/> where you found the download.
- claim this or any part of this printable as your own.
- alter this printable and claim it as your own.
- host any of the files on your personal or other websites that can be shared with others.
- Upload this resource to any file sharing sites

Credits!! Thank you Speaking of Images and Open Clipart!



<https://www.teacherspayteachers.com/Store/Speaking-Of-Images>



<https://openclipart.org/>

Set 4 Book 5: Samantha


Pre-Reading Worksheets

Your child will review the WH, IGH, OA, OO, OR, and AR digraphs. Your child will be introduced to vowel-consonant-e words. Your child will practice reading sight words and high frequency words.

Name: _____

*In the English language there is a voiced and voiceless /w/ and /wh/. Many people are not able to distinguish between the two. Therefore, I do not teach the difference in sound. I teach that the **w sound** can be written with a W or a WH. You have to memorize the difference. One trick is that all question words use a WH at the beginning, but not all WH words are question words.*

OO can represent several different sounds. Two common sounds are the **oo sound** and the **ew sound**. Practice saying the different sounds that OO can represent.



Practice reading the following words.

<u>/oo/</u>	<u>/ew/</u>
good	boo
hood	too
woof	room
book	zoom
cook	moon
took	soon

Notice any similarities?
/oo/ words end in d or k.
 Not necessarily f because of roof.
/ew/ words end in the oo or m or n.
 Circle the ending letters d and k. Draw a box around the ending oo and m and n.

Name: _____

Sound out the following words.

whiff

whiff

woof

woof

cook

cook

room

room

Roofus

Roofus

cooked


cooked

Name: _____


IGH represents a **long i** sound. Practice saying the **long i** sound using the picture of the mouth below.



Sound out the following word. Remember the **igh** will represent the **long i** sound.




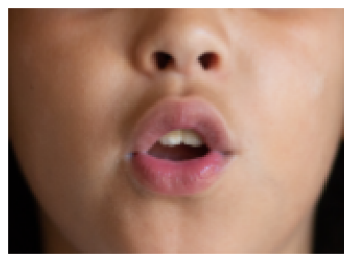




OA represents a **long o** sound. Practice saying the **long o** sound using the picture of the mouth below.







Name: _____

AR can represent the **ar** sound. OR can represent the **or** sound. Practice saying the **ar** sound and **or** sound.

 <p data-bbox="592 709 722 751">/ar/ </p> <p data-bbox="462 793 576 861">Ending sound: star</p> 	 <p data-bbox="974 709 1104 751">/or/ </p> <p data-bbox="836 793 950 861">Middle sound: corn</p> 
--	---

Sound out the following words.

ING will represent the **long e** sound and the **ng** sound. Practice saying these sounds. Then sound out the word.

 <p data-bbox="292 1753 373 1795">/ē/ </p> 	 <p data-bbox="535 1753 617 1795">/ng/ </p> <p data-bbox="462 1816 527 1869">Ending sound: swing</p> 
--	---

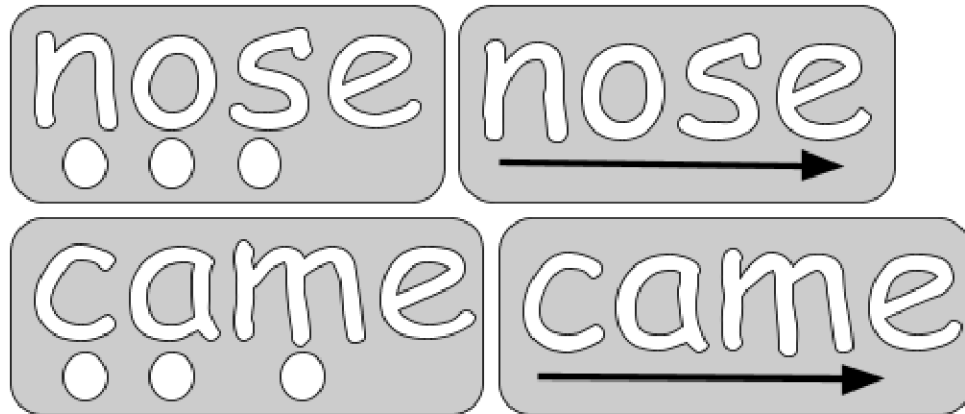
morning

Name: _____

The vowels are **A, E, I, O, and U**. All of the other letters are consonants. When a word follows a **vowel-consonant-letter E** pattern, the **vowel** will represent a **long vowel sound** and the **e** will be silent.


Practice sounding out the words.

(If your child is having trouble with this pattern, it will be covered much more in the later stages of Bob Books. Do not worry too much about the pattern rule other than exposure at this point.)



The following word is a sight word. You will need to memorize it.

eyes



Practice reading the following high frequency words. You have read these words before.

from

said

into

out

Set 4 Book 5: Samantha

Extra Practice Post-Reading Worksheets

Name: _____

Read the following sentences. Circle every word that you had trouble reading. Then copy those words on the handwriting lines below.

My mama got me toast. Toast is good! My dog barked. My dog wanted my toast!

"No, Dog," I said. "Toast is for me. It is not for you."

My mama got my dog a handful of dog food. That is good for my dog!

Handwriting practice lines consisting of solid top and bottom lines with a dashed middle line. There are four sets of these lines provided for copying words.